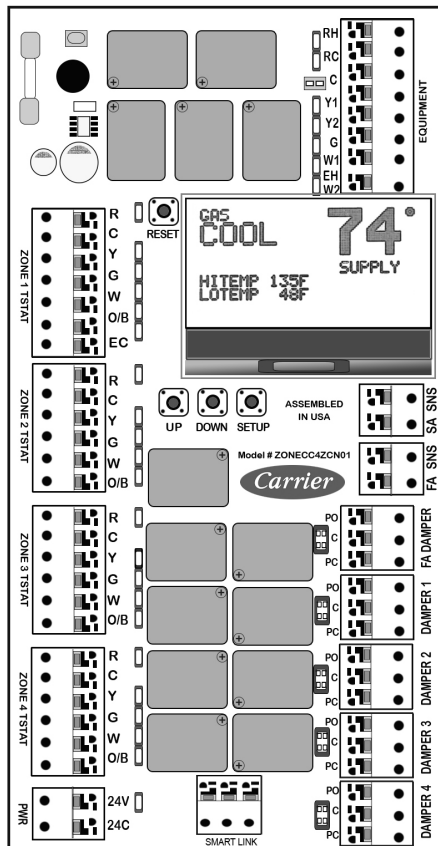


# ZONECC4ZCN01 Performance™ Zoning System



Turn to the experts

## Product Data



A210199Ca

Fig. 1 – Zoning Circuit Board

### Introduction

Carrier Performance™ Four-Zone System is a zoning system capable of providing zone control requirements for one through four living or business areas with available expansion to eight zones with expansion board. This system allows the home or business owner to control the living environment in an individualized and energy efficient way.

### General Description

The controller features a state-of-the-art microprocessor for reliable control of four zones from a single forced-air HVAC system. The panel includes a bright, back-lit LCD display with full text for system status monitoring and diagnosis. In addition, each thermostat and equipment terminal have its own color-coded LED allowing for easy monitoring of thermostat and equipment calls. The included supply air temperature sensor allows for constant monitoring of supply air temperature in the plenum. The included return air temperature sensor provides a convenient look at the system's performance.

Electronic Limit Control™ (ELC) technology protects the system's compressor and heat exchanger from potential issues associated with freeze-up and overheating. Intelligent Smart Staging handles equipment staging based on time and temperature, allowing the use of single stage thermostats. Exclusive Economy Mode provides comfort and efficiency control. Supports up to 3-Stage Heating and 2-Stage Cooling equipment.

### Features

- Integrated A2L Dissipation Support
- Full-Featured Four-Zone Controller
- Supply Air and Return Air Sensor Included
- Intelligent Staging
- Bright, Back-lit LCD Display
- Plastic Enclosure
- LED Indicates Blown Fuse

### Easy Installation

- Mounts with Two Screws
- Quick-Connect Screwless Terminals
- Innovative Enclosure Design with Multiple Wiring and Mounting Options

### Easy Configuration

- Simple Step-By-Step System Setup
- Controller Guides You through Each Step
- Back-lit LCD Display is Easy to See
- No Dipswitches – No Confusion – No Guessing

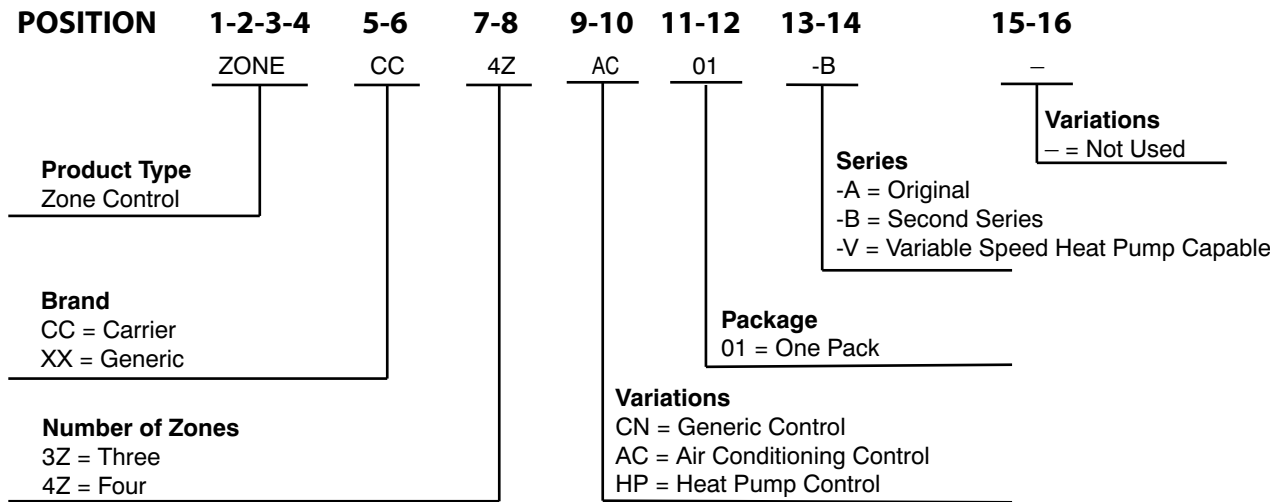
### Easy Operation

- Mix & Match Standard Gas/Electric and Heat Pump Thermostats
- TL Series Staging Based on Supply Air Temperature
- Automatic Changeover for Maximum Comfort
- Microprocessor Manages All Complex Decisions
- Adjustable Staging Time and Temperature for Maximum Comfort
- Color-Coded LED Indicators for Each Thermostat Call and Equipment Call
- Two-Color LED Indicators Show Damper Position  
Red LED Indicates Blown Fuse

### Easy Customer Features

- Customer Never Needs to Use the Control Panel
- Selectable Zone-1 Priority for More Customer Control
- Enable Emergency Heat from Zone 1 Thermostat
- Constant Supply Air Monitoring from ELC™ Ensures Customer Safety
- Zone Specific Ventilation – Energize Fan from Any Thermostat

### Model Number Nomenclature

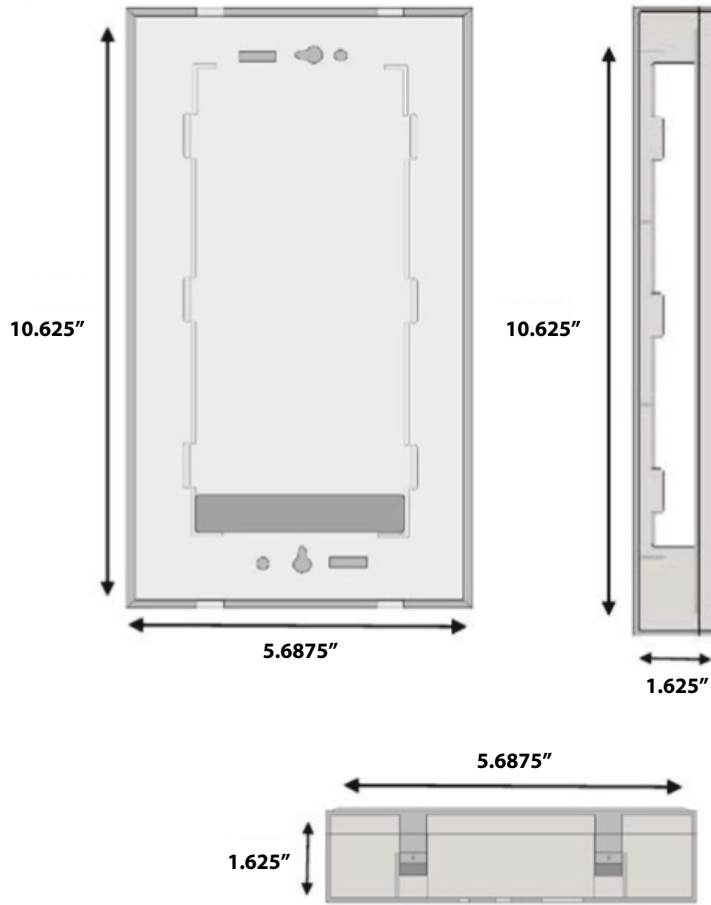


Zone4Car Nomenclature

### Physical Data

<b>Model</b>	<b>ZONECC4ZCN01</b>
<b>Color of the Board</b>	Blue
<b>Power</b>	8VA Max (24VAC @ 300mA) 8VA + Thermostats (3VA) + Dampers (3 to 10VA) = Total Transformer Size
<b>Equipment (outputs)</b>	10 AMP @ 24VAC Contact Rating RH - 24VAC HOT from Heating Transformer on Equipment (red LED) RC - 24VAC HOT from Cooling Transformer on Equipment (red LED) C - 24VAC COMMON from Transformer on Equipment (no LED) Y1 - 1st Stage Compressor (yellow LED) Y2 - 2nd Stage Compressor (yellow LED) G - Fan (green Led) W1/EH - 1st Stage Heat OR Emergency Heat (red LED) W2 O/B - Reversing Valve OR 2nd Stage Heat (orange LED)
<b>Dampers (outputs)</b>	10 AMP @ 24VAC Contact Rating Power Open/Power Close Dampers (3VA)
<b>Temperature (outputs)</b>	10K Type II Thermistor SA Sensor - 4" Supply Air Temperature Sensor - Stainless Steel Probe w/10ft. Cable and Plug (Provided with each TL Series Controller) FA Sensor - Optional Return Air Sensor or Outdoor Temperature Sensor

## Dimensions



ADimensions

**Table 1 – Accessories**

DESCRIPTION*		PART NO.
<b>Round Dampers</b>	6 in.	DAMPRND06INC-*
	8 in.	DAMPRND08INC-*
	10 in.	DAMPRND10INC-*
	12 in.	DAMPRND12INC-*
	14 in.	DAMPRND14INC-*
	16 in.	DAMPRND16INC-*
<b>Rectangular Dampers</b>	8 in. X 10 in.	DAMPREC08X10-*
	8 in. X 14 in.	DAMPREC08X14-*
	8 in. X 18 in.	DAMPREC08X18-*
	8 in. X 24 in.	DAMPREC08X24-*
	10 in. X 10 in.	DAMPREC10X10-*
	10 in. X 14 in.	DAMPREC10X14-*
	10 in. X 18 in.	DAMPREC10X18-*
	10 in. X 24 in.	DAMPREC10X24-*
<b>Round Barometric Bypass</b>	8 in.	DAMPBAR08INC
	10 in.	DAMPBAR10INC
	12 in.	DAMPBAR12INC
	14 in.	DAMPBAR14INC
	16 in.	DAMPBAR16INC
<b>Rectangular Barometric Bypass</b>	8 in. X 14 in.	DAMPBAR08X14
	8 in. X 24 in.	DAMPBAR08X24
<b>Slip-In Dampers</b>	Side mount, 8 X 10	DAMP SLS08X10-*
	Bottom mount, 8 X 10	DAMP SLB08X10-*
	Side mount, 8 X 12	DAMP SLS08X12-*
	Bottom mount, 8 X 12	DAMP SLB08X12-*
	Side mount, 8 X 14	DAMP SLS08X14-*
	Bottom mount, 8 X 14	DAMP SLB08X14-*
	Side mount, 8 X 16	DAMP SLS08X16-*
	Bottom mount, 8 X 16	DAMP SLB08X16-*
	Side mount, 8 X 18	DAMP SLS08X18-*
	Bottom mount, 8 X 18	DAMP SLB08X18-*
	Bottom mount, 8 X 20	DAMP SLB08X20-*
	Bottom mount, 8 X 22	DAMP SLB08X22-*
	Bottom mount, 8 X 24	DAMP SLB08X24-*
	Side mount, 10 X 10	DAMP SLS10X10-*
	Bottom mount, 10 X 10	DAMP SLB10X10-*
	Side mount, 10 X 12	DAMP SLS10X12-*
	Bottom mount, 10 X 12	DAMP SLB10X12-*
	Side mount, 10 X 14	DAMP SLS10X14-*
	Bottom mount, 10 X 14	DAMP SLB10X14-*
	Side mount, 10 X 16	DAMP SLS10X16-*
	Bottom mount, 10 X 16	DAMP SLB10X16-*
	Side mount, 10 X 18	DAMP SLS10X18-*
	Bottom mount, 10 X 18	DAMP SLB10X18-*
	Bottom mount, 10 X 20	DAMP SLB10X20-*
Bottom mount, 10 X 22	DAMP SLB10X22-*	
Bottom mount, 10 X 24	DAMP SLB10X24-*	
Bottom mount, 14 X 20	DAMP SLB14X20-*	
<b>Replacement Actuators</b>	90° for slip-in dampers	HF21KJ008*
	45° for round and rectangular dampers	HF21KJ007*

\*. The above dampers are recommended because they use the latest style actuators designed for zoning systems. These actuators are direct-drive and use slightly less power to operate. If using older style dampers with this zoning system (i.e., dampers with a crank arm), it is recommended to upgrade the actuator to DAMPACT45DEG, or DAMPACT90DEG.