24V Ductless Interface

Model: KSAIC0801230

Submittal Data

Job Data: _____ Location: _____

Buyer: _____ Buyer P.O. #: _____ Carrier #: _____

Unit Number: _____ Model Number: _____

Performance Data Certified By: _____ Date: _____

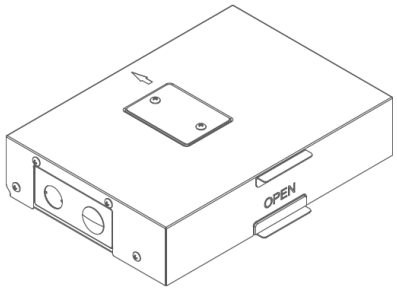

KSAIC0801230

Parts Included

- Installation/Owner's Manual
- Screws M4*35 x 3 (Wall Mounting Screws)
- Screws M4*16 x 4
- Wall Anchor x 3
- Return Air Thermistor Assembly (T1)
- Return Air Thermistor (T1) Assembly Extension Wire (16 ft (5m))
- Display Label
- CN24 Connector Wire
- CN24 Extension – 19.5ft (5.9m)
- CN40 Connector Wire
- XYE Connector Wire
- 208/230V 40VA Transformer

24V Ductless Interface - Specifications

Input Voltage Indoor	5~24V
Ambient Temperature	23~110°F (-5~43°C)
Ambient Humidity	RH40%~RH90%

24V Ductless Interface - Dimensions

Product Dimensions	Packaging Dimensions	Product Weight	Packaging Weight
283.2*212.4*63mm **(11.14 x 8.36 x 2.48in)**	350*305*100mm **(13.77 x 12 x 3.93in)**	1.87kg **(4.12lbs)**	2.47kg **(5.44lbs)**

Copyright 2026 CAC/BDP ● Atlanta, GA 30339
Catalog No: SUB-KSAIC0801230-01C Edition Date: 05/2026
Manufacturer reserves the right to change, at any time, specifications, and designs without notice and without obligations
Replaces: NEW

24V Ductless Interface - Structure Size

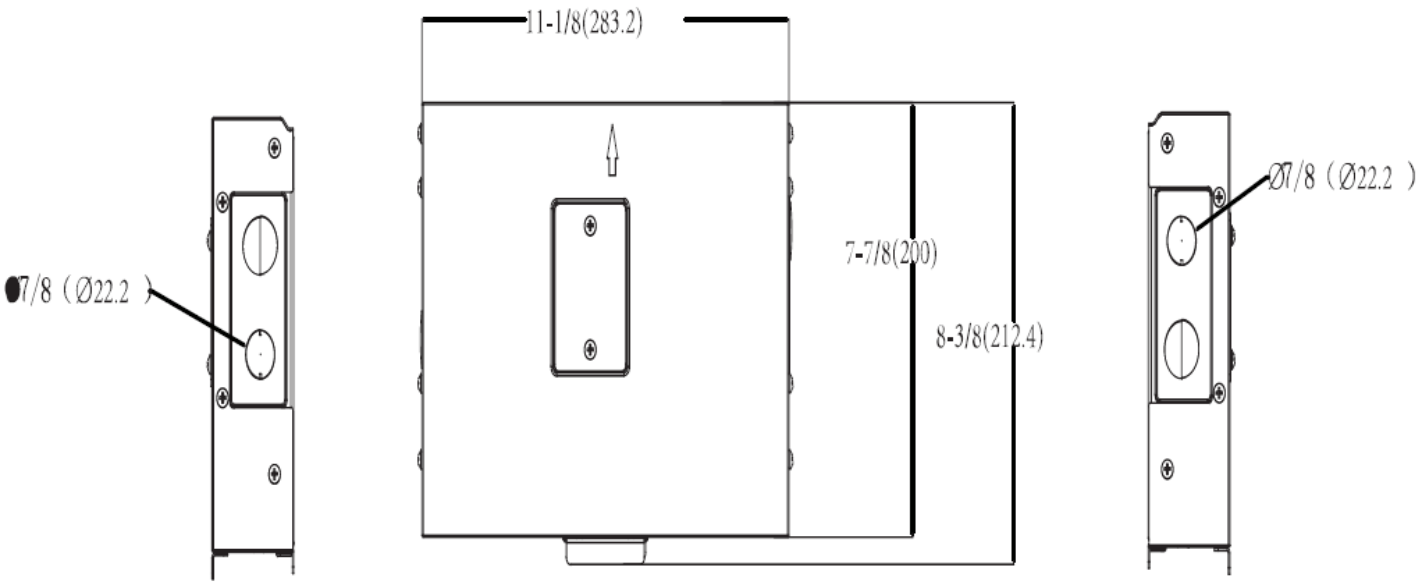

24V Ductless Interface - Features Overview

Category	Details
Applications	Designed for ductless equipment; not for VRF systems
Compatibility	Works with all Puron Advance models except Value Tier high walls; compatible with Puron Cassettes, HS/Slim Duct, and 18K+ Ceiling/Floor Consoles; not compatible with Puron High Wall or Puron Floor Console
Device Connections	HA/HB (2-wire), RS485 (4-wire); supports indoor multifunctional boards (XYE)
Additional Connections	Optional On/Off Heat Source (12V, 20mA)
24V Thermostat	Supports third-party 24V thermostats via DIP switches
RT1 Thermistor	Must be installed on 24V Interface; optional extension wires available (RC)

Copyright 2026 CAC/BDP ● Atlanta, GA 30339
Catalog No: SUB-KSAIC0801230-01C Edition Date: 05/2026
Manufacturer reserves the right to change, at any time, specifications, and designs without notice and without obligations
Replaces: NEW

24V Ductless Interface - Compatibility

Unit Type Single Zone and Multi-zone (Puron Advance)						
HIGH WALL					CASSETTE	
45MPHA	45MAHA	45MHHAQ	45MHHAC		45MBCA	45MCCA
●	●	●	●		●	●
DUCTED	CONSOLE		AIR HANDLER			
45MBDA	45MBFA	45MCFA	45MBAA	45MUAA	45MUHA	
●	●	●				

Unit Type Single Zone and Multi-zone (Puron)						
HIGH WALL					CASSETTE	
40MPHB	40MAHB	40MHHAQ	40MHHAC	DHMVHA	40MBC(A)Q	40MCCA
					●	●
DUCTED	CONSOLE	AIR HANDLER				
40MBDA/Q	40MBF(Q)A	40MUAA	40MBAB			
●						

R410A Models	
Not Compatible	
Compatible	●

24V Ductless Interface - Input Connectors

Connector	Purpose
G	Fan Control
Y1	Low Demand Heating/Cooling
Y2/Y	High Demand Heating/Cooling or 1-Stage Only Thermostat
B/O	Reversing Valve
W	Heating Control (heat pump with a conventional 24V thermostat)
W1	Electric Heating
E/AUX	Emergency Heating
DH	Dehumidification (DH (S4) switch is factory set ON indicating DH function is OFF)
L	Malfunction Signal
R	24V Power Connection
C	Common

Copyright 2026 CAC/BDP ● Atlanta, GA 30339
Catalog No: SUB-KSAIC0801230-01C Edition Date: 05/2026
Manufacturer reserves the right to change, at any time, specifications, and designs without notice and without obligations
Replaces: NEW

24V Ductless Interface - Indoor Connections

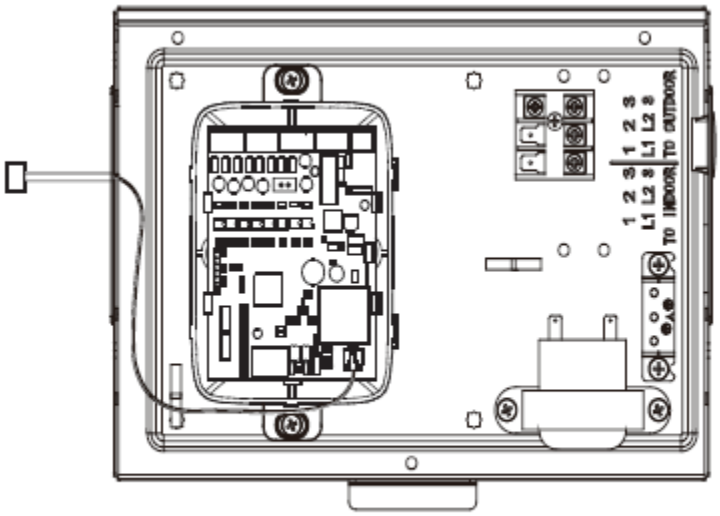

CONNECTION 1#

Connection # 1

- Indoor units Slim Ducts, Cassettes, and Consoles (18K and above) can connect via CN40 for both Puron Advance models.
- Puron Advance High Walls and Floor Consoles models connect with the multi-function board using a 4-core wire (X-Y-E).

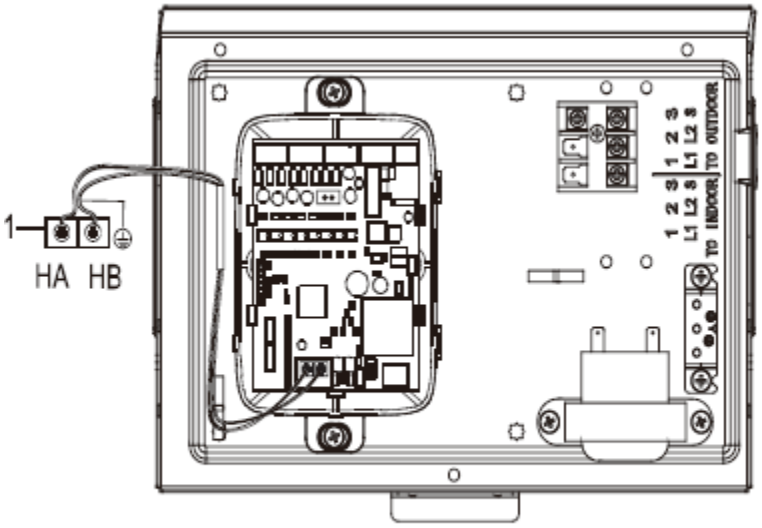

CONNECTION 2#

Connection #2

- Connect the terminals to CN2 on the 24V interface (HA, HB) and to the indoor unit terminals (HA, HB).
- HA and HB are non-polarized.

Copyright 2026 CAC/BDP ● Atlanta, GA 30339 Catalog No: SUB-KSAIC0801230-01C Edition Date: 05/2026

Manufacturer reserves the right to change, at any time, specifications, and designs without notice and without obligations Replaces: NEW

24V Ductless Interface - Wiring Diagram

